




Information Coding / Computer Graphics, ISY, LiTH

TNM084

Procedural images

Ingemar Ragnemalm, ISY





Lecture 9

Movement! Procedural animations!

Moving textures

Moving particles

Flow noise

Particle systems

Billboards

Instancing

Render to texture, FBO



Lecture questions

1. How does flow noise produce the flow animations?
2. What is another way to make turbulence animations with noise functions?
3. How can you render large particle systems without sorting them?
 4. How do you render axial billboards?
5. How can you process a large particle system on the GPU?



Turbulence

The word "turbulence" is about random movement, e.g. in water or air.

It can aim to model clouds, smoke, fire, water etc where random movement is expected

Has sometimes also been used to signify the magnitude of noise, but IMHO that is *gain*.



Random gradients

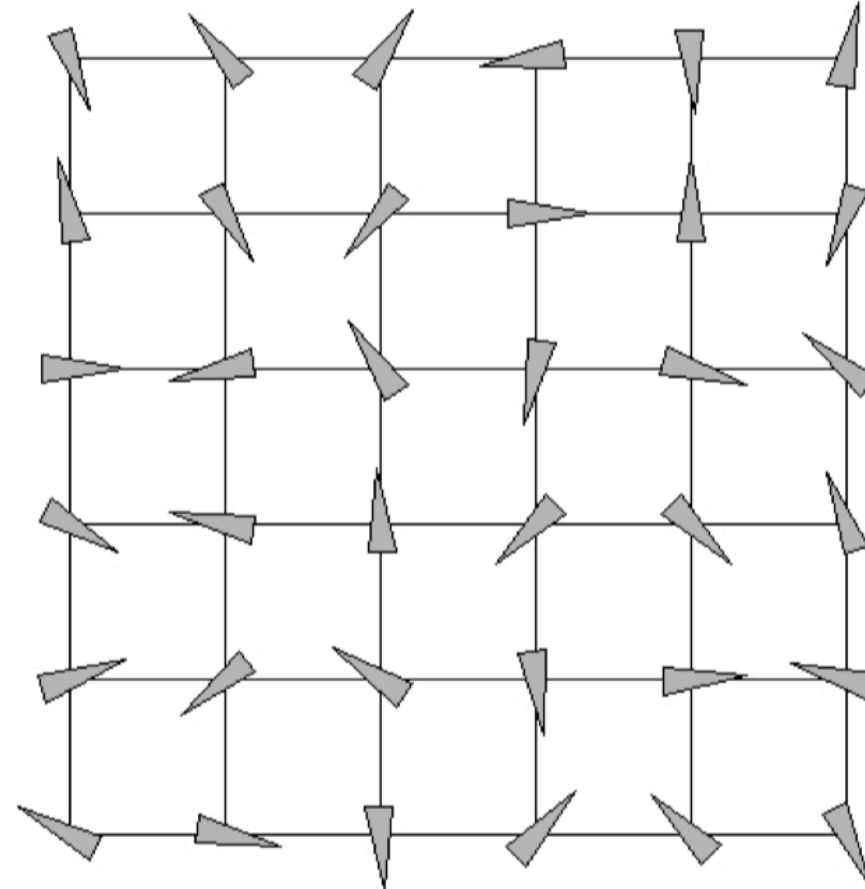
Actually, Perlin noise is already making random gradients...

...but we need some additional constraints.



Flow noise = rotate gradients

Rotate gradients to produce "swirl".





in the lab code

How does the gradient noise work?

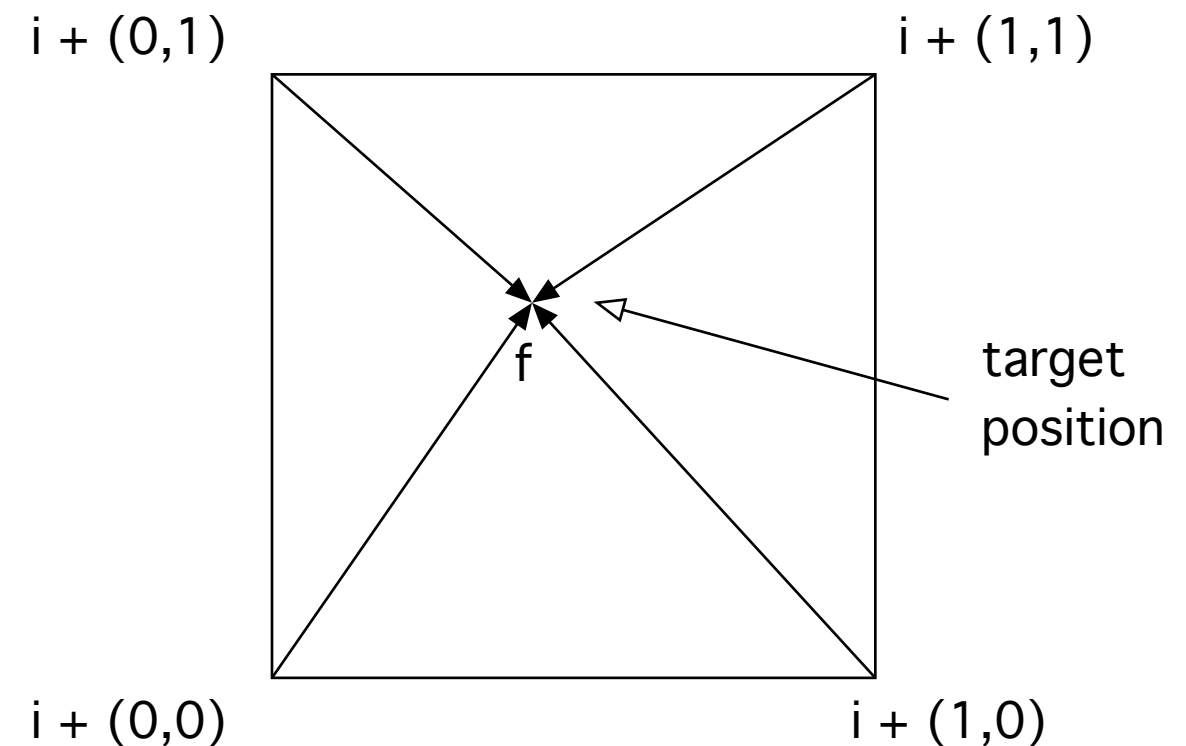
```
float noise(vec2 st)
{
    vec2 i = floor(st);
    vec2 f = fract(st);

    vec2 u = f*f*(3.0-2.0*f);

    return mix( mix( dot( random2(i + vec2(0.0,0.0) ), f - vec2(0.0,0.0) ),
                    dot( random2(i + vec2(1.0,0.0) ), f - vec2(1.0,0.0) ), u.x),
              mix( dot( random2(i + vec2(0.0,1.0) ), f - vec2(0.0,1.0) ),
                    dot( random2(i + vec2(1.0,1.0) ), f - vec2(1.0,1.0) ), u.x), u.y);
}
```

$i + \text{offset}$ are the corners
random2 to produce random gradient
 f is local position in square
dot product for distance to corner
smoothstep for interpolation

Conclusion for flow noise: Rotate the random2!





My flow noise implementation

Rotate the random2()!

```
vec2 rot2(vec2 v, float r)
{
    vec2 res;
    res.x = cos(r)*v.x + sin(r)*v.y;
    res.y = -sin(r)*v.x + cos(r)*v.y;
    return res;
}
```

```
float noiser(vec2 st, float r)
{
    vec2 i = floor(st);
    vec2 f = fract(st);



    vec2 u = f*f*(3.0-2.0*f);

    return mix( mix( dot( rot2(random2(i + vec2(0.0,0.0) ), r), f - vec2(0.0,0.0) ),
                    dot( rot2(random2(i + vec2(1.0,0.0) ), r), f - vec2(1.0,0.0) ), u.x),
                mix( dot( rot2(random2(i + vec2(0.0,1.0) ), r), f - vec2(0.0,1.0) ),
                    dot( rot2(random2(i + vec2(1.0,1.0) ), r), f - vec2(1.0,1.0) ), u.x), u.y);
}
```




Many variations

Multiple octaves, different movement, mixing...





and they all flow!



Another approach: move in noise space

Produce moving noise with 3D (or even 4D) Perlin noise

Change the so far unused coordinate to produce animation!



FBM noise changing over time



Use 3D noise

Affect rotation by the third noise dimension!

```
float noise(vec3 st)
{
    vec3 i = floor(st);
    vec3 f = fract(st);

    vec3 u = f*f*(3.0-2.0*f);

    return mix(
        mix( mix( dot( random3(i + vec3(0.0,0.0,0.0) ), f - vec3(0.0,0.0,0.0) ),
                dot( random3(i + vec3(1.0,0.0,0.0) ), f - vec3(1.0,0.0,0.0) ), u.x),
            mix( dot( random3(i + vec3(0.0,1.0,0.0) ), f - vec3(0.0,1.0,0.0) ),
                dot( random3(i + vec3(1.0,1.0,0.0) ), f - vec3(1.0,1.0,0.0) ), u.x), u.y),
        mix( mix( dot( random3(i + vec3(0.0,0.0,1.0) ), f - vec3(0.0,0.0,1.0) ),
                dot( random3(i + vec3(1.0,0.0,1.0) ), f - vec3(1.0,0.0,1.0) ), u.x),
            mix( dot( random3(i + vec3(0.0,1.0,1.0) ), f - vec3(0.0,1.0,1.0) ),
                dot( random3(i + vec3(1.0,1.0,1.0) ), f - vec3(1.0,1.0,1.0) ), u.x), u.y), u.z
    );
}
```

```
float noiser(vec2 v, float r)
{
    return noise(vec3(v, r));
}
```

3D extension of Quilez's gradient noise.

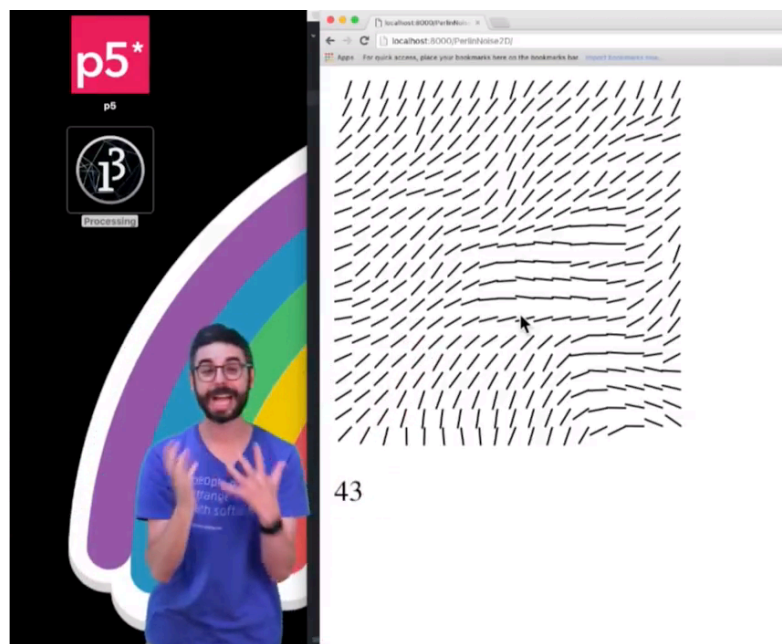
Same as in lab 4!



Particles in flow noise

Using noise for vector fields and particle systems

Much of this part is based on a presentation from "The Coding Train". Not necessarily "by the book" but more instructive.




<https://www.youtube.com/watch?v=BjoM9oKOAKY>

Online references are weak - but they do help sometimes!



Random gradients

We can create random gradients...



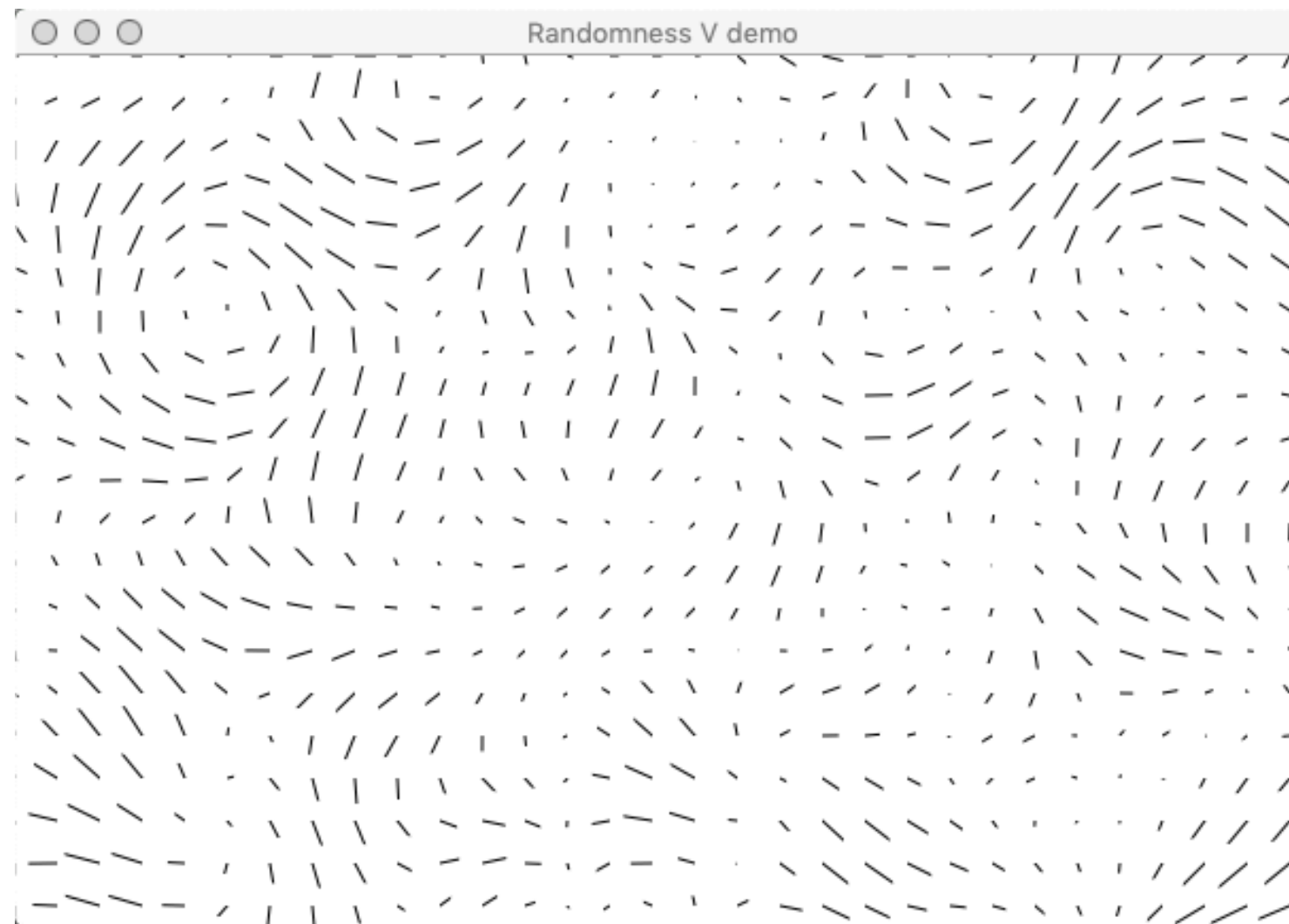
...and rotate them

```
// Calculate vector from x and y
v.x := f(x*12.9898+y*78.233);
v.y := f(x*95.9486+y*35.872);
Normalize(v); // if I want to
v := v * density / 2;
// Rotate vector by time
r := RotationMatrix(t);
v := r * v;
```



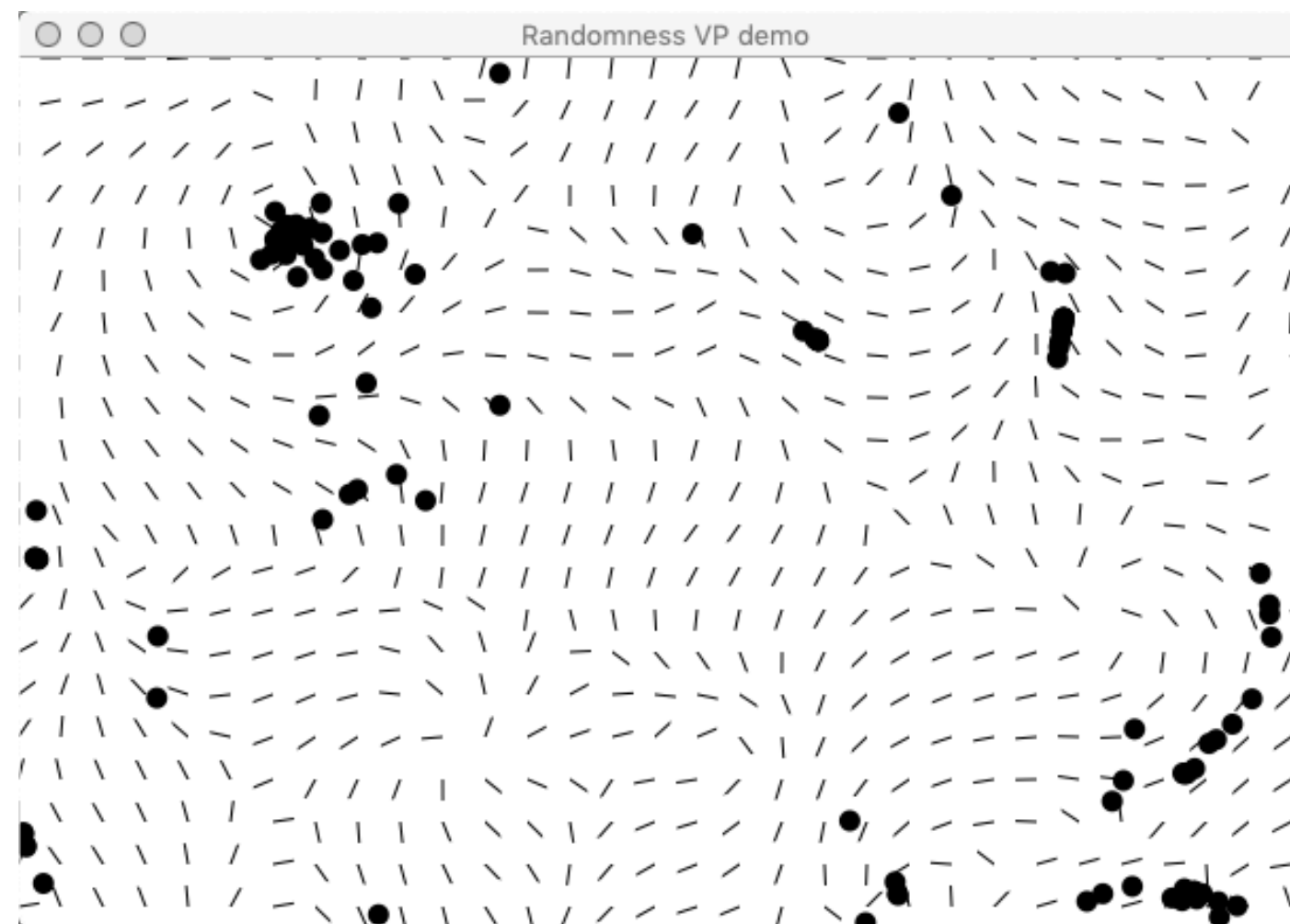
but we want a smooth gradient field

Method: Sample Perlin noise at low frequency.





Use moving gradients for making particles travel

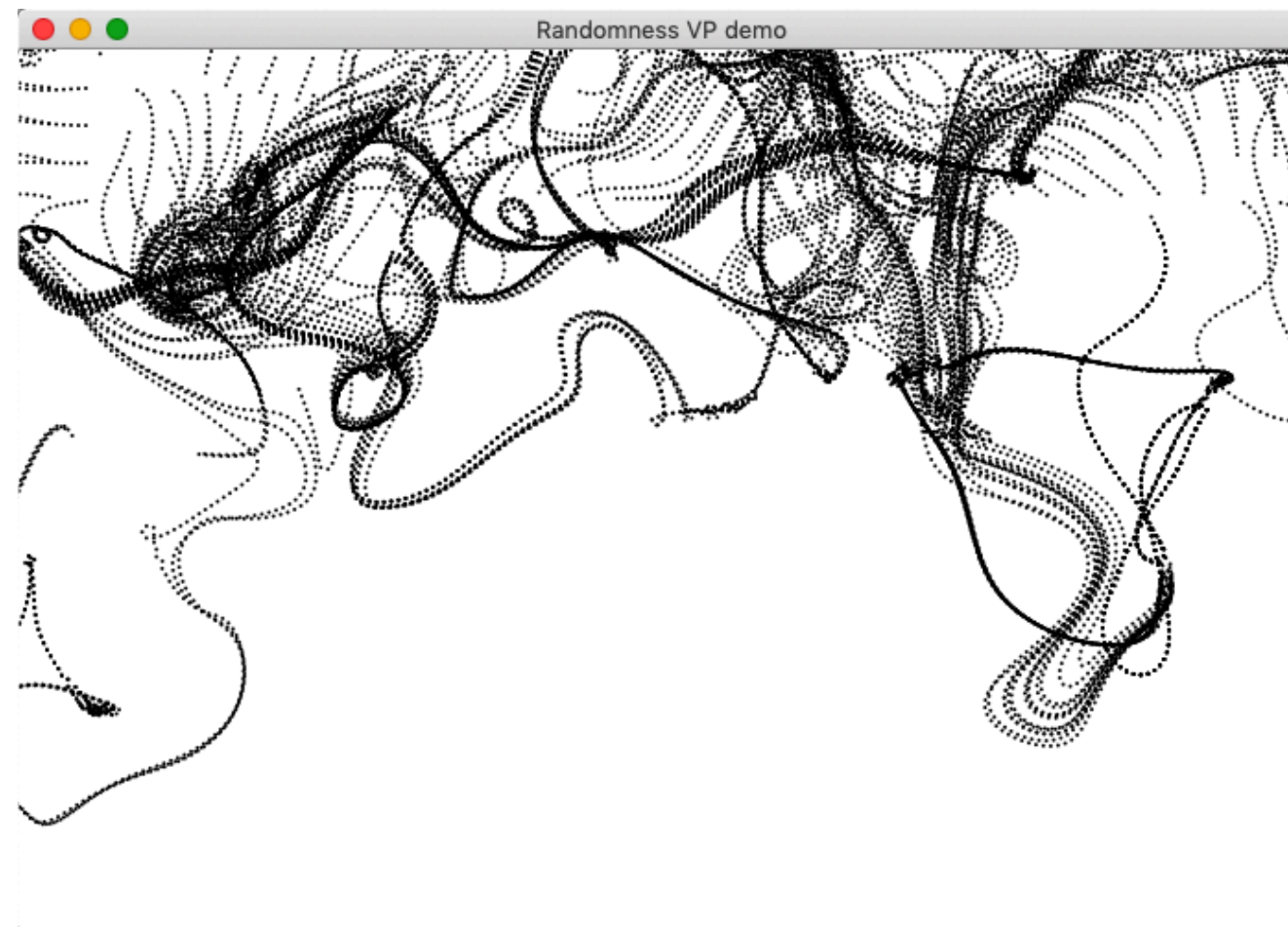




Information Coding / Computer Graphics, ISY, LiTH

I followed some particle trails

No wonders here but interesting

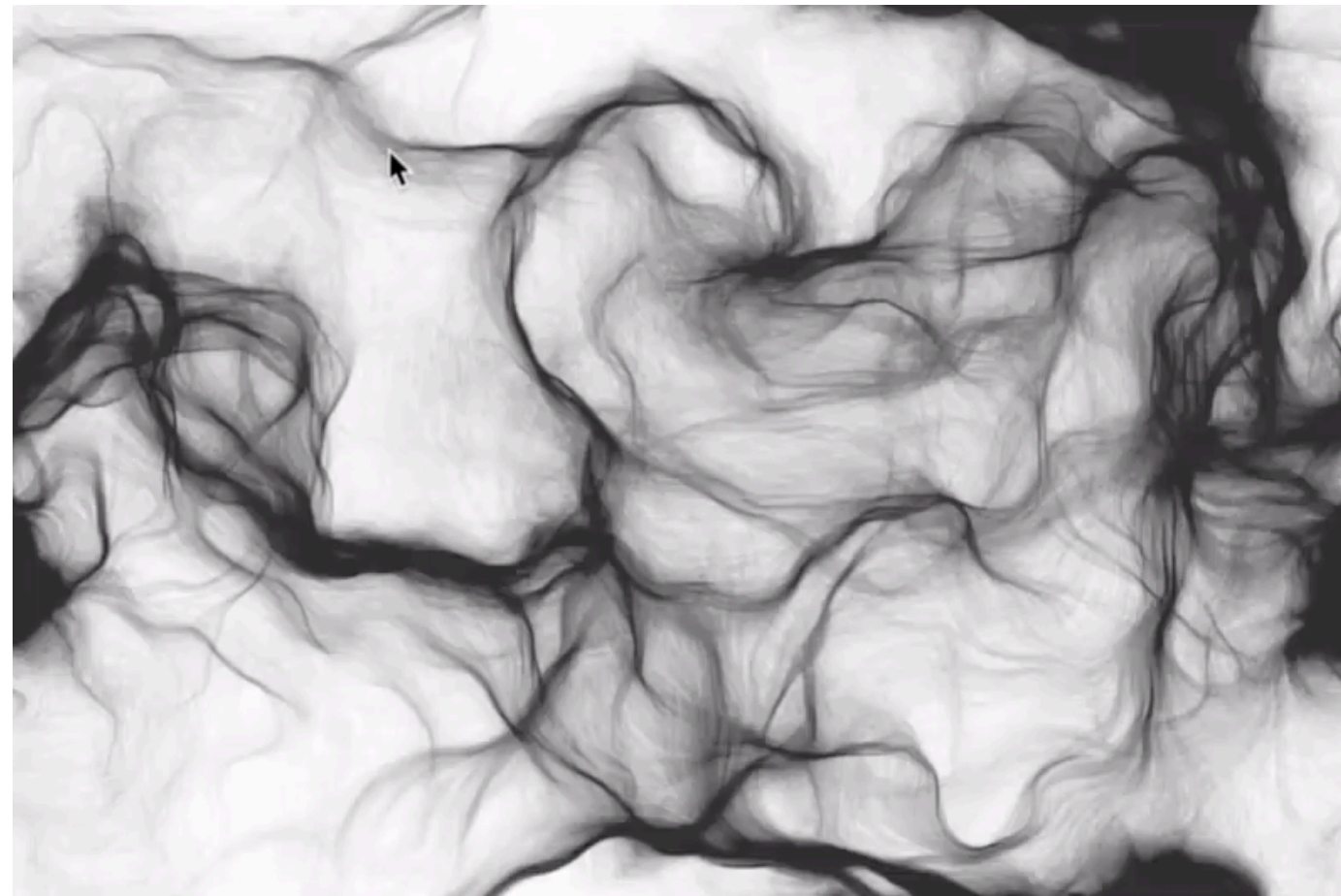




Information Coding / Computer Graphics, ISY, LiTH

Example from "The Coding Train" presentation

Painting images by particle trails





curl noise

Related concept


Also works from the gradient of the noise with
movement along the gradient

Moving particles as above



Related to above

curl noise promises to be free of "traps" where particles are stuck



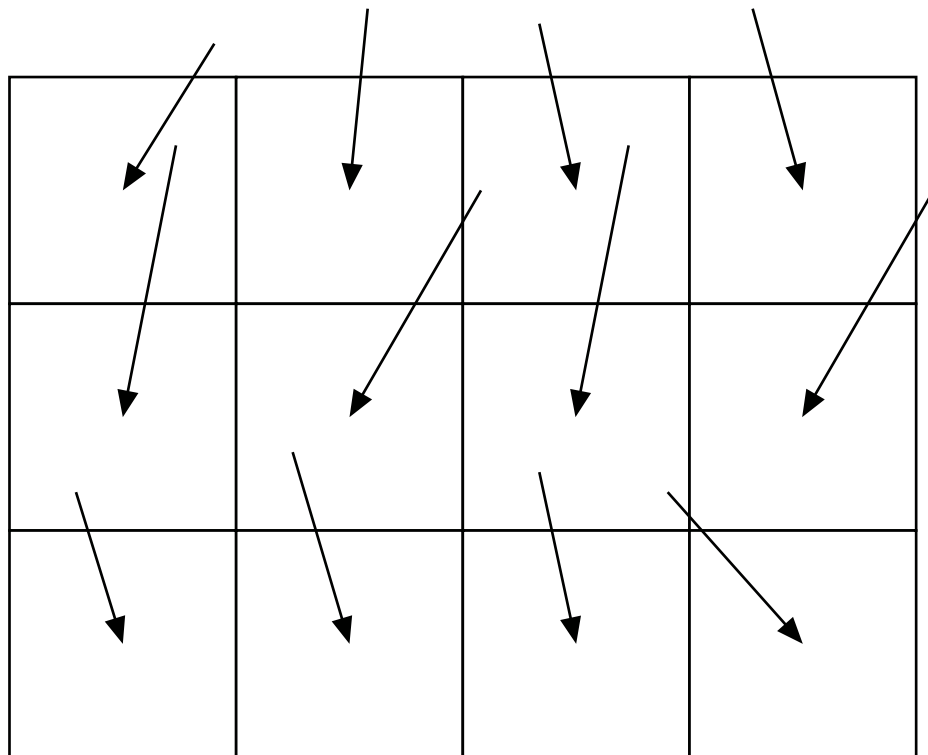
<https://al-ro.github.io/projects/curl/>



You can also make a continuous flow

Copy texture value from a step "uphill" in the flow

Requires "render-to-texture" (coming soon)



My test was so-so, but...



Multi-level, FBM based flow noise

Described in the book. Makes the flow more complex.

Work as before, double the resolution, half amplitude!


"Pseudoadvection" in the book based on this.

Models fluids and smoke!



Example from the book

IMHO not clearly explained but looks like continuous flow





Better "turbulence"

From a demo movie of unknown source




Image from a flow noise "turbulence" example movie



We were moving particles around... so let's consider

Particle systems

Spectacular effects with little effort!

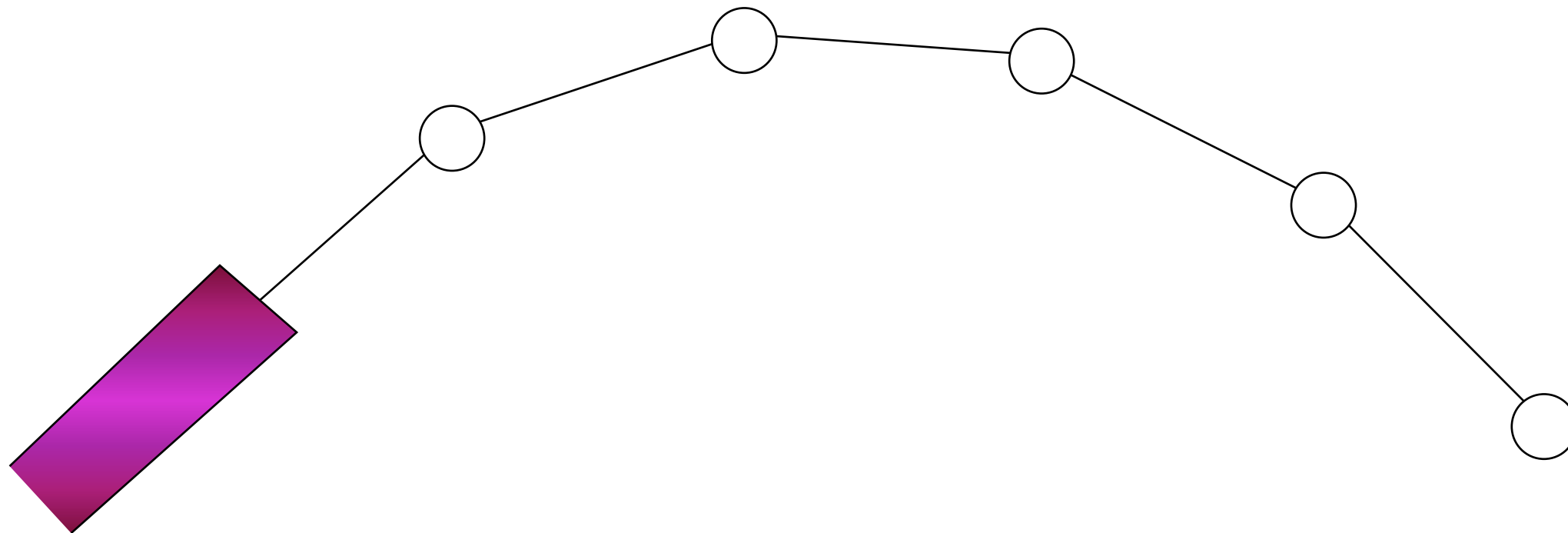
Many small moving objects.

- Explosions
- Water
- Fire
- Snow
- Rain



Particle system

Example: Water

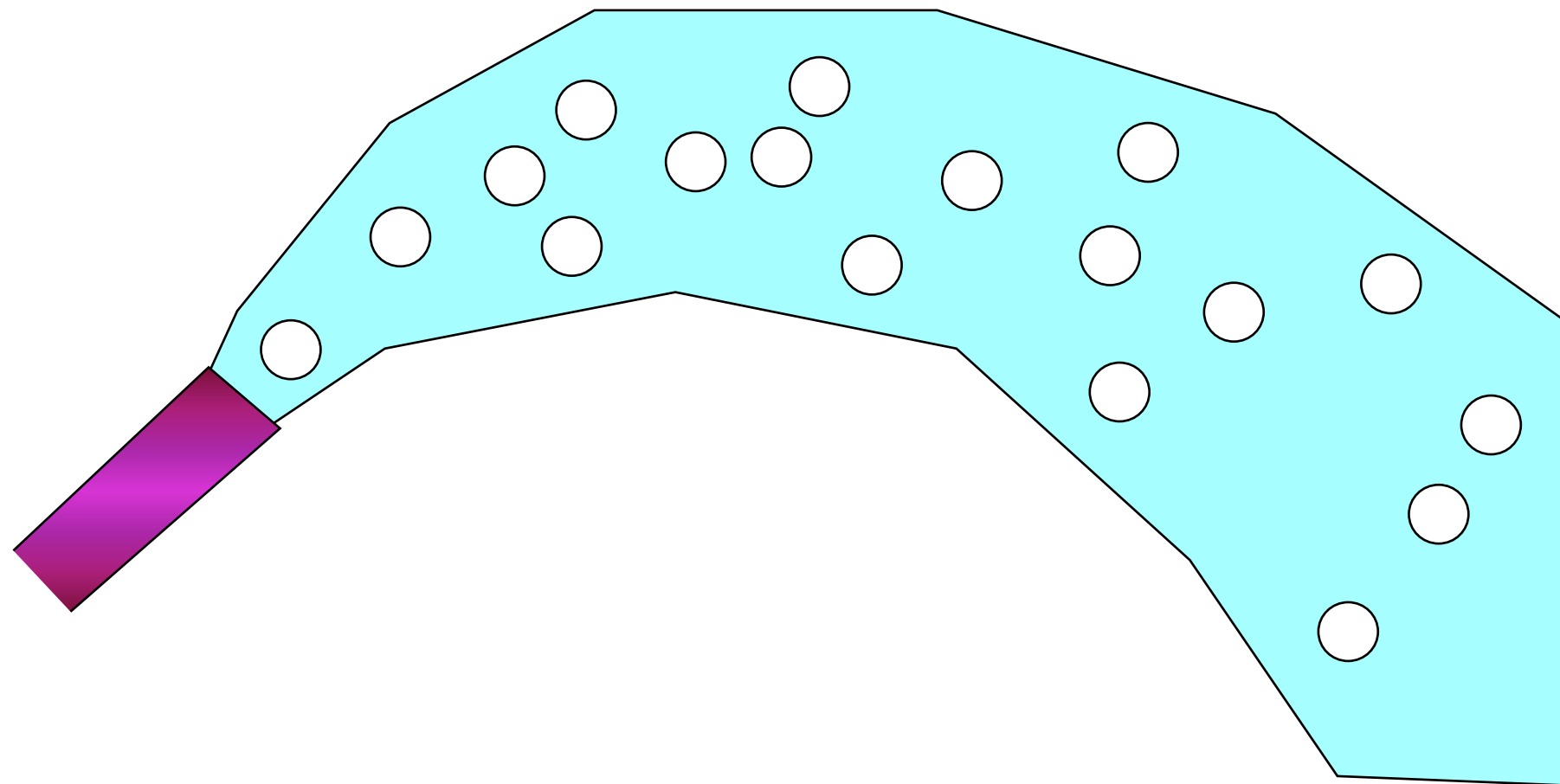


No randomness - bad



Particle system

Example: Water





Particle system

- Initial position
- Initial speed (usually with some randomness)
- Movement (usually independent, physically realistic or following noise functions)
- Termination rule (e.g. hits ground, fades away after some time...)



Particle system on GPU

We need some tools:

- Billboards
- Instancing
- Render to texture